

*Brief Guide for
Library Collection Description
for Cornucopia*



Inspire

DiadEM

This *Brief Guide* is based in the more comprehensive work:

Cornucopia, Collection Description Manual

produced for the DiadEM Project by Jane Evans
Project Officer for DiadEM, on behalf of
L.I.E.M., EMLLAC and MLA.

© Sally Curry 2006

The author has asserted her right to be identified as the author of this work in accordance with the Copyright, Designs and Patents Act 1988.



*This work is covered by the Creative Commons Licence
Attribution-NonCommercial-ShareAlike 2.0*

You are free:

- *To copy, distribute and display the work*
- *To make derivative works*

under the following conditions:

- *Attribution. You must give the original author credit*
- *Non-commercial. You may not use this work for commercial purposes*
- *Share Alike. If you alter, transform, or build upon this work, you may distribute the resulting work only under a licence identical to this one.*

*For any reuse or distribution, you must make clear to others the licence terms of this work.
Any of these conditions can be waived if you get permission from the copyright holder.*

TO LOGIN TO CORNUCOPIA

GO TO: <http://www.cornucopia.org.uk/login>

Enter your user name and password

USEFUL CONTACT DETAILS FOR CONTRIBUTORS

1) To contact your System Administrator:

Email sally.curry@newcastle.ac.uk

Tel. 0191 222 8655

2) To contact Orangeleaf (Cornucopia software engineers)

Email info@orangeleaf.com

3) For lost passwords, go to: <http://www.cornucopia.org.uk/lostpasswordservice>

CONTENTS

Useful Contact details for Contributors	
General Information on Cornucopia	1
Log-in procedure	2
Editing a Location in the MLA Institution Server Database	3
Creating new entry in the MLA Institution Server Database	4
Entering collection level descriptions in Cornucopia	5
Appendices	
Blank Template for Collection Description	7
Instructions for completing the Blank Template	9
Sample Collection Descriptions for a Public Library	11
Sample Collection Descriptions for a University Library	14
Examples of Collection titles and Collection Descriptions	19

GENERAL INFORMATION ON CORNUCOPIA









CLDs: Collection Descriptions are generally referred to as Collection Level Descriptions or CLDs. This abbreviation will appear throughout Cornucopia and this Guide.

Location Record: The record of the address where a collection is held or a specific library is based along with other information which will enable potential users to access the resources. The description of every physical collection or of a library's physical content must therefore be linked to a geographical Location.

MLA IS: From November 2005 a new database was linked to Cornucopia called the MLA Institution Server (MLA IS). It holds information on Locations such as address and access conditions. The reason for this underlying database is to try to make a reality of the "create once use many times" ideal. Location details entered on the MLA IS are available to other databases (Cornucopia, MICHAEL, INSPIRE, Diadem, People's Network, Find a Library, Case Studies database). But only needs to be created or updated once to be kept up to date in all these databases.

Navigation around Cornucopia: There are navigation options at the top and the bottom of all pages. Note in particular:

- The bar on the top left where you can click to return to a previous section of the menu, e.g. clicking '**Admin**' will return you to your list of Locations.
- The **logout** option at the bottom of every page.
- NB: You should always logout at the end of every session.

Icons/Symbols: Cornucopia and the MLA IS use certain symbols for finding,  adding a location , viewing address details , editing , and saving . Special symbols also exist for archives , museums  and libraries .

Before you begin: You may find it useful to gather the information you need in advance. A blank Template for the information you need is available together with guidance on what to include. Please contact sally.curry@newcastle.ac.uk if you would like copies of these documents.

Making your entries legible to end users: Problems arise when text is cut and pasted from Word documents or from other websites. These pieces of text bring formatting with them which may not be recognised when the data is harvested for use in other websites. This can cause serious problems with legibility and sense of the text. The best solution is to type entries directly into Cornucopia. This solves all these problems except for your own typos! Be warned - there is no spell checker. You can use all normal punctuation . , ! : but avoid dashes – and apostrophes ‘ unless typed directly into Cornucopia and please write and instead of using &.

Important

Saving your work:

At the bottom of every page you work on there is a "**Save Record**" or "**Save this Collection Description**" button. **You must click on these before you move to the next page or your work will be lost!**

LOG-IN PROCEDURE

1. You need a password to login to access Cornucopia's management interface. This will be provided by your System Administrator¹
(Your browser will need to accept cookies and allow pop up windows to enter details into Cornucopia)

2. Go to <http://www.cornucopia.org.uk/login> and enter your username (your email address) and your password. (If you've forgotten your password, go to <http://www.cornucopia.org.uk/lostpasswordservice>.)

You may have one or more Locations to manage and you will be taken to a menu with a list of those Locations.

3. To see or work on a particular Location record, click on the name of the Location in your list. This takes you to the Location Record page.

4. All your Locations in Cornucopia should have an MLA Institution ID number. (This is the MLA Institution Server ID field) If this field is blank and you have **Cornucopia Administrator** status - go to the page headed **Creating a new entry in the MLA Institution Server** and follow the instructions.

If you are a **Location Contributor**, please contact Sally Curry (see footer) who will update the records for you. (Once this has been done, Cornucopia will always retrieve data from the MLA IS to fill this page. Should you need to update this information, there are details for editing a location on the MLA Institution Server on the following pages.

4. At the bottom of the Location Record page is the section headed 'Collection Records' where, if they have been created, you will see a list of collection level descriptions (CLDs) for this Location.

5. If you wish to create the first CLD for a location, you should go to the Admin – Main Menu page and, next to the relevant Location, click on ' + Add CD'. If you are editing or deleting an existing physical collection description, click on the appropriate button beside that collection title.

If you wish to add another CLD to ones that already exist for a Location there is an 'Add New Physical Collection' button at the bottom of that page.

6 To edit or delete a CLD, click on the 'Edit' or 'Delete' buttons on the Admin – Main Menu page next to the relevant Location name.

KEY POINTS

for log-in procedure

- Enter the website address <http://www.cornucopia.org.uk/login>
- Enter your username (your email address) and password.
- In the list of your Locations click on the one which you wish to edit or to which you want to add a CLD.

¹ For Inspire contributors, contact Sally Curry, sally.curry@newcastle.ac.uk for a password. Please allow at least two days for a response.

EDITING A LOCATION IN THE MLA INSTITUTION SERVER DATABASE

KEY POINTS

Editing a Location in the MLA Institution Server Database

- After logging on, click on the Location name you wish to edit to view your Location record. This will open up the Cornucopia Location record.
- If you want to check that the details held by the MLA IS are correct, click **Find** on the right of the MLA IS field.
- You are now taken to the MLA IS Database. Enter the name, or part of the name, of your Location in the search box.
- If your Location name is retrieved, click the Institution Details icon to the right.
- Click the Edit icon to add or amend information.
- Edit as appropriate. Always prefer to type directly into database rather than cutting and pasting as this can lead to inadvertently adding unwanted formatting which will alter the look of the entry.
- **Click the Save icon at the top or bottom of the page.**
- Click the Address Details icon in the top right of the screen to view the address and other details held there.
- Click the Edit icon at the top of the page.
- Edit as appropriate.
- **Click the Save icon.**
- Click the cross in the top right-hand corner of the screen to close the MLA IS database and return to Cornucopia.
- These changes will appear on the Cornucopia Location Record page when you have **saved** that page and re-opened it.
- NB When you are working in the MLA IS server, it appears in a separate window so it is possible to move back and forth between these records and the Cornucopia pages.

CREATING A NEW ENTRY IN THE MLA INSTITUTION SERVER

When you log on, if the name of the library you want to add to the database is not visible in your **Locations Listing**, contact your administrator (for Inspire libraries, contact Sally Curry, sally.curry@newcastle.ac.uk) who will:

- check whether a pre-existing entry is available and will make it visible to you – or
- create a new shell entry for the library.
- The name of the library will then appear in your Locations listing and you will be able to check, edit or complete the details.

NB: When completing your entry remember that the MLA IS holds details for many sorts of institutions so there may be fields which are not relevant to your organisation. Check each one but only complete those fields which are relevant.

Full Name

This must be the institution name followed by any Location name (of a site or branch library), e.g. Northamptonshire Libraries Abington Library, or University of Northampton, Park Campus Library.

MLA IS ID number

Either write this down or cut and paste it from the MLA IS into Cornucopia as you are working (This is one cut and paste which is safe to do).

Institution Sector

Complete as appropriate. NB If the institution is added to Cornucopia only because it has a library, e.g. a learned society, click 'Library'.

Type of institution

Small e.g. literary or archaeological societies are 'Learned Societies'. Council run museums are 'Local / regional government'.

Save the Institution details page once you have completed all relevant fields. This will take you back to the display page.

To fill in details about address, contact and access

Go to the **Address** box Click on the Add icon at the top right-hand corner.

Access conditions

For Inspire libraries it is essential to complete this section including the Inspire access and referral conditions with any additional information such as disabled access. Use 'See URL' if desired.

Return to Cornucopia by clicking on the **x** in the top right-hand corner of the screen.

KEY POINTS

- Remember to record your new MLA IS ID number
- It is important not to cut and paste into the database as you may transfer formatting with the text which will appear a nonsense or huge gaps in the text. You can strip formatting by dropping the text into a plain text email and then copying that
- It is essential to click on the **SAVE** icon (image of a floppy disc) or your Location Institution and Address details will not be saved

ENTERING COLLECTION LEVEL DESCRIPTIONS IN CORNUCOPIA

When you are in the Admin menu, click on your Location and check the display of your Location record. (In the unlikely event of the MLA IS failing to fill in the name of your Location, you may need to enter your Location name in the Name / Organisation field. You should enter your Location name in the same format as it appears in the MLA IS field for Full Name, i.e. name of overall institution followed by the name of the Location, e.g. University of Northampton Park Campus Library, or Northamptonshire Libraries Abington Library.)

You can create, edit and delete CLDs for your Locations.

To create a the first CLD for a Location, go to the Admin – Main Menu page and click on ‘ + Add CD’ next to the relevant Location. If you are editing or deleting an existing collection description, click on the appropriate button beside that collection title.

If you wish to add another CLD to ones that already exist for a Location there is also an ‘Add New Physical Collection’ link at the foot of the Location page.
(‘Add New Digital Collection’ is only for digital collections on cultural heritage and takes you to the MICHAEL database. This was not ready for use at the time of writing in January 2006.)

Collection level description records saved by Location Contributors do not appear live on the database website until the red ‘off’ box (beside the collection title at the foot of the Location page) is clicked to turn it green ‘on’. This allows you to create you record over a period of time if necessary and it will not appear until you ready to turn it on. (Records created and saved by Administrators appear live straight away unless the green button is clicked to turn it red.)

KEY POINTS

for entering a Collection Level Description in Cornucopia

- You will find it useful to gather the information you need in advance. A Blank Template has been provided in this Guide for the information you need available together with guidance on what to include.
- If you create this document in Notepad, WordPad or even within an email, you can safely cut and paste into Cornucopia. Otherwise it is preferable to retype directly into Cornucopia to avoid transferring unwanted formatting
- When you are ready to add the details, go to the Admin Menu and click on ‘+ Add CD’ next to the relevant Location.
- To edit or remove a CLD click on the relevant buttons to the right of the collection name.

Appendices

Collection Description - Blank Template

Please read **Instructions for Completing the Template** as you are filling in the details on this form

SECTION 1 PROFILE OF COLLECTIONS :

***Name of Library:**

SECTION 1a OVERVIEW OF ALL THE COLLECTIONS IN LIBRARY:

(Please complete ONLY ONE "Collections Overview" to give a general picture of ALL the library's materials and collections held at the same location)

SECTION 1b COLLECTION DESCRIPTION FOR SUB-COLLECTIONS:

***Title of Collection:**

***Description of the Collection:**

Subjects/Keywords:

Strength of Collection:

Format(s) of Collection:

Access:

**SECTION 2
ACCESS & CONTACT INFORMATION:**

Opening Hours:

Disability Access:

***Usage Conditions:**

Contact Information:

*Address of Library:

*Town/City:

County:

*Postal Code:

Library Email:

*Tel:

Fax:

Library website:

.

CONTACT FOR INSPIRE

*Name:

Mr/Mrs/Ms:

Telephone:

Fax:

* Email:

If you are attending a workshop on CLD, please bring the completed form with you

Collection Description

Instructions for completing the Blank Template

1. Please read this **before** completing the blank template(s).
2. **If you are a Microsoft user, please open and complete the Blank Template in Word pad.** (This can be found by clicking >Start, >All programs, >Accessories and scroll down until you find the relevant program.)
3. *** Starred items must be completed.** Please complete as many of the others as you can.

SECTION 1a: OVERVIEW OF THE COLLECTIONS IN LIBRARY:

(Please complete ONLY ONE "Collections Overview" to give a general picture of ALL the library's materials and collections held at the same location)

SECTION 1b: COLLECTION DESCRIPTION FOR SUB-COLLECTIONS OR SPECIAL COLLECTIONS

Complete a **Description of Collection** for each collection included in your **collections overview**. Use a new blank form for each named collection. Include here information on size of collection, ie: approx number of vols, and audience level, ie: undergraduate, postgraduate, research, or general public.

***Description of the Collection:** (include size of collection, i.e., approx no. of vols,)

Subjects/Keywords: that describe this collection:

Strength of Collection: use the following phrases local/regional/national/ international interest of significance and (if applicable) give examples of any items of particular interest (Max 3)

Format(s) of Collection: (eg Books, Journals, Newspapers, audio – tapes, maps etc

Access: If this collection has different access requirements from the main library please add details here.

SECTION 2:

Complete only ONE **Access & Contact Information** This covers access information for the main library. If there are different access conditions for some special collections at the same physical location, these details should have been provided in the section above..

Usage Conditions: Use the access and referral conditions for Inspire. If you are unsure as to what these are for your library you can check on the Inspire web site. <http://www.inspire.gov.uk/regions.php> Click on your

region, then select Participating Libraries, navigate to your own library, click that link and use the information given under *Method of referral* and *Access to resources*) This page will also provide you with the name of the Inspire Contact.

TO HELP YOU:

Sample full collection descriptions for a University Library and for a Public Library have been provided with this document plus a larger set of Collection Title and Collection Description examples.

If you are attending a workshop on CLD, please bring the completed form with you

SAMPLE COLLECTION DESCRIPTION FOR A PUBLIC LIBRARY
OVERVIEW OF COLLECTIONS plus SUB COLLECTION

SECTION 1: PROFILE OF COLLECTIONS

NAME OF LIBRARY:

Bath & North East Somerset Libraries

SECTION 1a: **OVERVIEW OF THE COLLECTIONS IN LIBRARY:**

(Please complete ONE "Collections Overview" for ALL collections held at the same location)

Collections of lending and reference books are held at Bath Central Library, Moorland Road, Weston, Keynsham, Saltford, Midsomer Norton, Radstock and Paulton libraries, and on two mobile libraries. Stock includes materials for adults and children in print and other media including accessible formats (large print and spoken word audio cassettes).

A number of special collections are held at the Central Library.

The Central Library has a lending stock of 114,101 books and reference stock of 94,064 books.

Fiction, Local history, Maps, Music, Newspapers, Biography, Children's literature, Family history

Books, pamphlets, periodicals, newspapers, music scores, maps, audio cassettes, videos, DVDs, CDs.

SECTION 1b: COLLECTION DESCRIPTION FOR SUB-COLLECTIONS

TITLE OF A COLLECTION:

Oppenheim Collection

DESCRIPTION OF COLLECTION:

Books and pamphlets from early 17th century onwards, some in French. Subjects include history, naval history, biography, English literature, trials, atlases and Napoleon.

Size: Approx. 9,500 books, pamphlets and maps

Of interest to: General Public, Research

Access: Any interested party during opening hours, on production of suitable ID. Nothing from this collection may be lent, as the terms of the bequest were that the items should never form part of a lending collection.

SUBJECTS/KEYWORDS THAT DESCRIBE THIS COLLECTION:

Biography, History, History, Naval, Literature

STRENGTH OF COLLECTION (if applicable)

Local Interest

FORMAT(S) OF COLLECTION

Books, pamphlets, maps

SECTION 2: ACCESS & CONTACT INFORMATION

Opening Hours and other useful information to help end user

For Bath Central Library: Monday 10am to 6pm; Tuesday, Wednesday, Thursday 9.30am to 7pm; Friday, Saturday 9.30am to 5pm; Sunday 1pm to 4pm

For opening times for other libraries, see www.bathnes.gov.uk/libraries

Disability Access (info about access to building for the disabled, e.g. lifts, ramps)

For Bath Central Library: Accessibility: Wheelchair access by lift.
For other libraries, see www.bathnes.gov.uk/libraries

Usage Conditions (who may use collection and any restrictions on use)

Admission: free.
Please ask at Enquiry Desk for access to special collections

Contact Information:

Address of Library:
Bath Central Library, 19 The Podium, Northgate Street,

Town/City: Bath
County:

Postal Code: BA1 5AN

Library Email: Bath_library@bathnes.gov.uk

Tel: +44 (0) 1225 xxx xxx

Fax: +44 (0) 1225 xxx xxx

Library website: <http://www.bathnes.gov.uk/libraries>

Inspire Contact:

Name: Julia Burton

Prefix (eg Mr, Ms):

Telephone:

Fax:

Email: julia_burton@bathness.gov.uk

SAMPLE COLLECTION DESCRIPTIONS FOR A UNIVERSITY LIBRARY
OVERVIEW OF COLLECTIONS plus SUB COLLECTION

SECTION 1: PROFILE OF COLLECTIONS

NAME OF LIBRARY:

University of Birmingham Main Library

SECTION 1a: OVERVIEW OF THE COLLECTIONS IN LIBRARY:

(Please complete ONE "Collections Overview" for ALL collections held at the same location)

The Main Library holds a collection of general reference and several distinct subject and specialist collections covering a range of subjects in the Arts, Humanities, Social Sciences, and Science and Engineering to support the university's teaching and research interests. Collections include Antiquities Reference, History Records, History Reference, Language and Literature Reference, Official Statistics, Philosophy and Theology Reference, Science abstracts and indexes, Science Reference, Social Science abstracts and indexes, Social Science Reference, collections of archives, manuscripts, and rare books, UK, International, and Canadian Official Publications, and a Centre for Sports Science and History.

SECTION 1b: COLLECTION DESCRIPTION FOR SUB-COLLECTIONS

TITLE OF A COLLECTION:

Centre for Sports Science and History

DESCRIPTION OF COLLECTION:

Collection of athletics material of national and international significance consisting of an estimated 8,000 items covering the historical, scientific and technical aspects of athletics (track and field, road and cross country running), and also a significant collection on the Olympic Games. The subject coverage places a great deal of emphasis on the scientific aspects of sport: sport psychology, exercise physiology, biomechanics, kinanthropometry, sports medicine, injuries and motor processes, but the Centre also has substantial holdings on sport, physical education, recreation and leisure. There is also a significant collection of books and journals devoted to the history of sport. Besides primary and secondary printed works there are extensive holdings of archives (amongst them those of the Amateur Athletic Association and the papers of Harold Abrahams) and some 170 sound recordings of interviews with famous athletes, coaches and athletics officials. The Centre also holds the Minutes of Meetings of the Sports Council, 1969-1975.

SUBJECTS/KEYWORDS THAT DESCRIBE THIS COLLECTION:

Sports science and technology, Sports injuries, Sports medicine , Biophysics, Olympic games, Athletics , Amateur Athletic Association , kinanthropometry, sport psychology

STRENGTH OF COLLECTION (if applicable)

Archives of the Amateur Athletic Association, Papers of Harold Abrahams, Sound recordings of interviews with famous athletes, coaches and athletics officials, Minutes of Meetings of the Sports Council, 1969-1975

FORMAT(S) OF COLLECTION

Books, journals, pamphlets, Sound Recordings, Electronic Journals, Photographs, Posters, Manuscripts

SECTION 2: ACCESS & CONTACT INFORMATION

Opening Hours and other useful information to help end user

Monday to Thursday: 08:30 - 22:30 Friday: 08:30 - 19:00 Saturday & Sunday: 10:00 - 18:00

Please note that access to the building after 21:00 Monday to Thursday is by valid University of Birmingham ID card or Library card only. Other service points in the Main Library such as the IS Helpdesk and Special Collections have varying opening hours. Check the library's webpage at <http://www.is.bham.ac.uk/mainlib/openhrs.htm> for the

Disability Access (info about access to building for the disabled, e.g. lifts, ramps)

Limited wheelchair access. Accessible toilets. Parking bays reserved for those with a registered disabled parking badge or letter of permission.

Usage Conditions (who may use collection and any restrictions on use)

If you have no connection with the University, but are over 16, you will be able to gain free access on five days within a 12 month period. You will need to bring suitable identification (eg driver's licence, bank card, etc) on each visit, and you will be required to fill in a visitor registration form. Please note that no admission will be granted without identification. On each visit, you must arrive at a time when the Reception and Information Desk is staffed in order to be issued with a Visitor Pass. Re-entry to the Library or resource centre on the day that the pass is issued will only be possible when the Reception and Information Desk is staffed.

Contact Information:

Address of Library: Edgbaston

Town/City: Birmingham

County: West Midlands

Postal Code: B15 2TT

Library Email: library@bham.ac.uk

Tel: 0121 414 5828

Fax: 0121 471 4691

Library website: www.is.bham.ac.uk

CONTACT FOR INSPIRE

Name: John Smith

Mr/Mrs/Ms: Mr

Telephone: 0121 414 5828

Fax: 0121 471 4691

Email: john.smith@bham.ac.uk

If you are attending a workshop on CLD, please bring the completed form with you

Examples of Collection titles and Collection Descriptions

1) University Libraries

1.1 Main Library

Collection Title	University of Bath Library
Collection Overview	The Library collection supports the university's teaching and research interests and is arranged over five floors on open shelves for browsing. There are a number of special collections. The Library also holds copies of theses submitted for University of Bath degrees and the institutional records of the University of Bath.
Collection Title	Bath Spa University Library
Collection Overview	There is a library at each of the University College's campuses, Newton Park and Sion Hill. Each library holds collections that support the University College's teaching and research interests. There is an extensive Slide Library and a Special Collection of antiquarian books at Sion Hill. The Newton Park Library holds the Lawrence Collection of material related to the Indian Sub continent as well as collections of Music Resources and Schools Resources. These collections are held within the University College's Library and Information Services.

1.2 Special collection within Main University Library

Collection Title	Pitman Collection, University of Bath Library
Collection Description	A collection of around 7300 items relating to the history of shorthand, writing systems, orthography and spelling reform comprising archive documents and books. This is mainly the private collection of Sir Isaac Pitman, the inventor of Pitman's shorthand, and his grandson Sir (Isaac) James Pitman.

1.2 University sub-libraries

Collection Title	Bath Spa University, Newton Park
Collection Description	This library holds collections of material that support the academic work on the Newton Park campus. This includes classroom-based materials, the Schools Resources Collection and music resources. It also holds in store the Lawrence Collection, a bequest from Sir John Lawrence of his library of books on the History of the Indian sub-continent.

Collection Title	Bath Spa University, Sion Hill
Collection	This library holds collections of material to support the academic

Description	work on the Sion Hill campus – in most cases by the Bath School of Art and Design. It is supplemented by an extensive slide library and also holds in store a Special Collection of fragile, signed, numbered and pre-1770 books on all subjects. The Special Collection includes books with special bindings.
-------------	--

2. Public Libraries

2.1 Central or Main Library

Collection Title	Bath & NE Somerset Public Libraries
Collection Overview	Collections of lending and reference books are held at Bath Central Library, Moorland Road, Weston, Keynsham, Saltford, Midsomer Norton, Radstock and Paulton libraries, and on two mobile libraries. Stock includes materials for adults and children in print and other media including accessible formats (large print and spoken word audio cassettes). A number of special collections are held at the Central Library.
Collection Title	Sheffield Libraries
Collection Overview	Collections of lending and reference books and other media are held in the Central Library, and branch libraries. Stock includes materials for adults and children, including accessible formats. A number of special collections are held in the Central Library.
	<i>NB: Create separate collection records for special collections.</i>
Collection Title	Northumberland County Libraries, Morpeth Library
Collection Overview	Collections of lending and reference books are held in Morpeth Library, the principal public library in Northumberland. Stock includes materials for adults and children in print and other media, including accessible formats. There are a number of special collections.

2.2 Special collection within Main or Branch Library

Collection Title	Bath & NE Somerset Public Libraries, Local History Collection
Collection Description	The collection contains trade directories (back to 1773), local newspapers (back to 1744), Bath Guides (back to 1753), Census information (local census information from 1841), electoral registers, poll books (back to 1832), newspaper clippings, trade cards, posters and broadsheets, playbills, plus books, scrapbooks and pamphlets – all relating to the local area.
Collection Title	Arts, Social Science and Sports Library : (Sheffield Libraries)
Collection Description	A reference and lending collection covering a wide range of humanities subjects, and a specialist Sports library.
	<i>NB: Use Subject index to indicate subject areas Format details should go in appropriate field.</i>

3. Health Library

Collection Title	Bath Royal United Hospital
Collection Overview	The Library Services department provides access to the 'Knowledge Base of Health' to support excellence in health through contemporary knowledge. The Library contains books, printed journals and e-journals and provides access to a range of electronic databases in the fields of medicine and health care. It also provides instruction on library use, computing and an inter-library loans service.

4. FE Libraries

Collection Title	City of Bath College Library
Collection Overview	The library contains a wide range of books, periodicals and other learning resources including audio-visual material, electronic databases and a careers library.
Collection Title	Castle College Learning Resource Centre
Collection Overview	The learning resource centre holds a multi-media lending and reference collections to support courses run by Castle College.
Collection Title	Peaks Centre
Collection Overview	A reference and lending collection supporting the sixth form centre's academic and vocational courses.
	<i>NB: Subject index the course areas</i>
	<i>NB: Audience index for the educational levels.</i>

5. Specialist libraries

Collection Title	American Museum Library
Collection Overview / Description	The Library contains books and periodicals on American history and decorative arts (for example folk art, textiles (quilts), furniture and pottery) from the first European exploration of North America up to just before the Civil War, with some material on the twentieth century. Other subjects covered are Native Americans, maps of the Age of Discovery, American horticulture and cooking, and religious groups such as the Shakers and the Amish of Pennsylvania.
Collection Title	Bath Royal Literary and Scientific Institution Library (BRLSI)
Collection Overview / Description	A varied collection including a large number of reference works, scientific works and periodicals. The individual libraries of Jenyns and Broome form almost half of the total library collection and include over 3,000 volumes of books, correspondence and other documents providing details about 17th, 18th and 19th century

	<p>science, natural history, and botany. The parliamentary section of the collection contains approx. 370 volumes of parliamentary documents, including runs of the House of Commons and House of Lords Journals, reprints of Domesday Book, Woodfall's and Hansard's 'Parliamentary Debates', and William Cobbett's 'State Trials', the Rotuli Hundredorum, the Valor Ecclesiasticus, and other ancient documents. The local library collection comprises approx. 700 volumes on local history and antiquities including the reference libraries of the Bath Natural History and Antiquarian Field Club, and the Bath District of the Somerset Archaeological and Natural History Society formally based at the Institution. Theology and church history are also well represented, along with English translations of the scriptures and many books on eastern religions.</p>
--	---

Revised 16/01/06